

# IOA — 2019 — ACBR



AFRICA COUNTRY BENCHMARK REPORT

Uganda Profile



**The historical migration of primarily Indian populations to Southern Africa and Mauritius has resulted in this top-performing island nation being the only country in Africa that is considered predominantly Hindu.**



Image courtesy of Magharebia



# UGANDA



## OVERVIEW ANALYSIS

Stable, democratic and the African leader on economic and governance indicators, Mauritius is considered one of Africa's great success stories. The nation of idyllic tropical islands off Africa's east coast has achieved prosperity through population control, dedication to democratic institutions and progressive economic policies. An open economy is buttressed by a competent, business-friendly bureaucracy and regulations and good government. A longtime continental leader in economic diversification, avoiding economic shock of global price drops for single key commodities – sugar in Mauritius's case – the country has successfully broadened its economy by creating and growing tourism, information and communications technology (ICT) services and its financial sector. Considerable foreign investment has been directed toward resorts that

### KEY OPPORTUNITIES

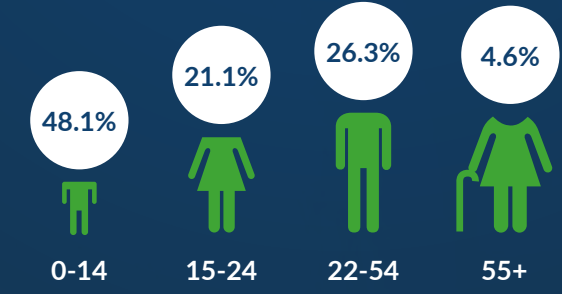

- New technologies continue economic diversification, like renewable energy, ICT and deep water exploration
- Growing tourism is attracted by tropical island environment, particularly high-end tourism

### KEY CONCERNS

- Some remoteness from the African mainland and trade routes
- An island nation susceptible to rising sea levels from global warming
- All electricity must be locally generated, 97% of which is from polluting fossil fuel generation

## COUNTRY HIGHLIGHTS


|   |   |   |   |  |
|---|---|---|---|--|
| <b>PREDOMINANT RELIGION</b><br><br>Christianity | <b>PREDOMINANT LANGUAGE</b><br><br>English                            | <b>POPULATION WITHOUT ELECTRICITY</b><br><br>73.3%<br>(#41) ▼ <sup>-2</sup> | <b>LITERACY RATE</b><br><br>78.4%<br>(#17) = <sup>0</sup> | <b>PRIMARY ELECTRICITY SOURCE</b><br><br>Hydroelectric           |
| <b>IMPORT/EXPORT</b><br><br>Petroleum/Gold      | <b>EXTERNAL DEBT</b><br><br>US\$ 10.8 billion<br>(#15) ▲ <sup>5</sup> | <b>ACTIVE CONFLICT</b><br><br>Yes   | <b>LAND SIZE</b><br><br>241,038 km <sup>2</sup><br>(#32)  | <b>INTERNET PENETRATION</b><br><br>45.9%<br>(#8) ▲ <sup>15</sup> |



**Term:**  
26/01/1986 - present  
5 years (no term limits)

**Political Party:**  
National Resistance Movement

**Recent Electoral Information:**  
18/02/2016  
5 971 872 Votes  
60.6%  
Voter turnout: 67.61%



**President**  
Yoweri Museveni

## CONTRIBUTIONS TO GDP BY SECTOR

## POPULATION AGE BREAKDOWN

## NATIONAL GOVERNANCE

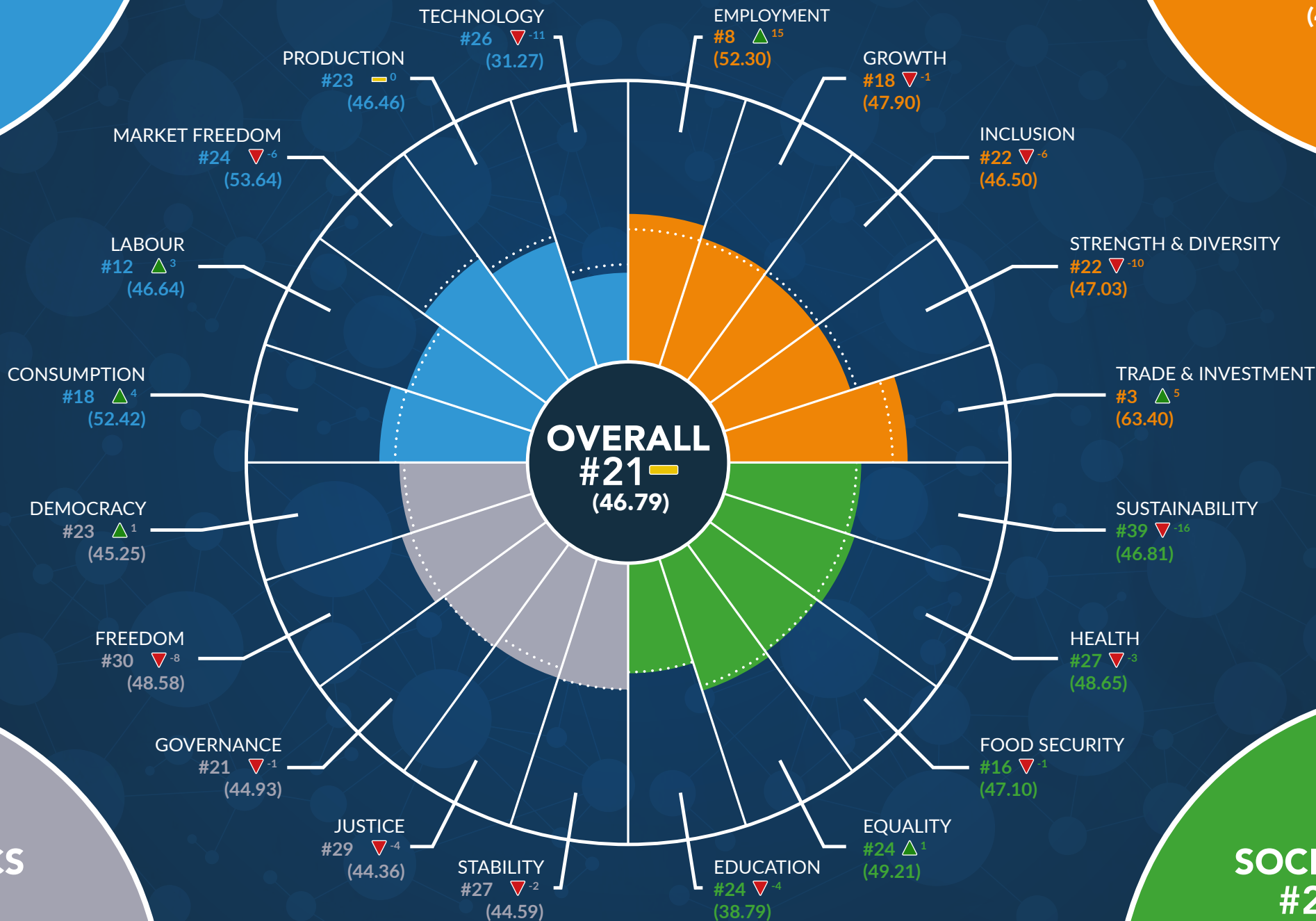
# BUSINESS

#18  
(46.09)

## UGANDA PERFORMANCE OVERVIEW

# ECONOMICS

#14 ▲  
(49.86)



▲ Increase from 2017

▼ Decrease from 2017

▬ No change

..... 2017 Score

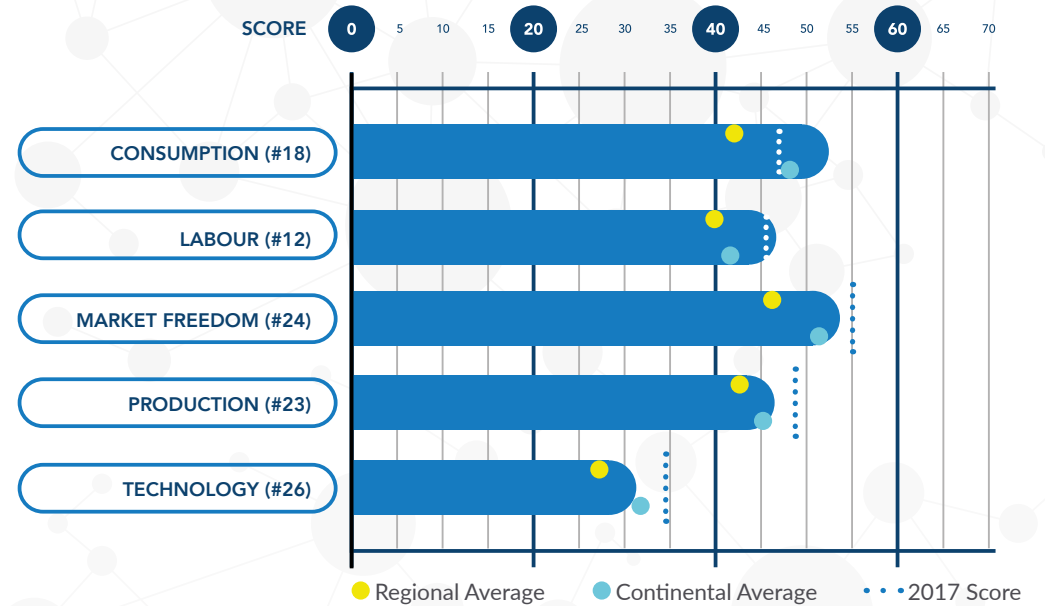
# #18

## BUSINESS OVERVIEW

The financial sector is an important part of the economy and an expanding one to service the tourism sector. With local financial institutions well-regulated and trustworthy, government has positioned the country as a financial hub, servicing Chinese, Indian and South African investors in particular. Investment in the banking sector has surpassed US\$ 1 billion. Economic stability and government's sound fiscal policies provide the foundation of confidence that has drawn such investment. The consistency of GDP growth reflects government's steady economic management, running at 3.6% in 2014 and then at 3.5% in both 2015 and 2016. The financial institutions will have more domestic customers as wealthy individuals drawn to the islands' charms build second

homes in Mauritius. Construction is one of the country's thriving sectors and employs 30% of the workforce, compared to just 4% of Mauritians who work in agriculture. Led by the financial sector, services constitute an overwhelming 74% of GDP, affirming the wisdom of government's strategy to make Mauritius an offshore financial centre that is enabled by today's instantaneous electronic communications. A larger percentage of Mauritians use the internet (50.2%) than most other populations in Africa. Mauritius telephone system is described as good, which is a rarity for Africa, and landline ownership is also high for Africa, with 28 out of 100 people possessing landline phones. Mobile phone use finds 132 subscriptions per 100 people, meaning many people have

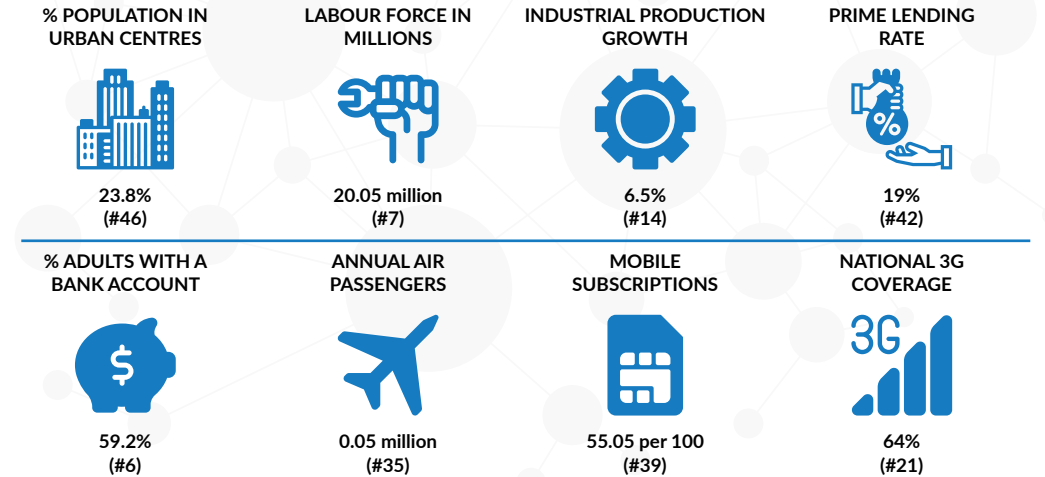
## BUSINESS SCORES & RANKINGS



## BUSINESS DATA COMMENTARY

|   |  |  |  |
|---|--|--|--|
| <p>Uganda data availability<br/>98.9%</p> | <p><b>REGIONAL AVERAGE</b><br/>70.97%</p>  | <p><b>AFRICAN AVERAGE</b><br/>77.78%</p> | <p><b>CONTINENTAL RANK</b><br/>#11</p> |
|   | <p>Mauritius attains more positive results in the Economics quadrant, as their score of 59.21 achieves one of their three first-place quadrant placements. This result is boosted by four of the five segments being placed at the apex of continental results, Growth, Inclusion, Strength &amp; Diversity and Trade &amp; Investment. The only segment to not achieve this position is Employment, ranked in third, which correlates with the small and relatively underdeveloped workforce present in the nation.</p> |  |  |

## BUSINESS STATISTICS



# UGANDA ECONOMIC ANALYSIS

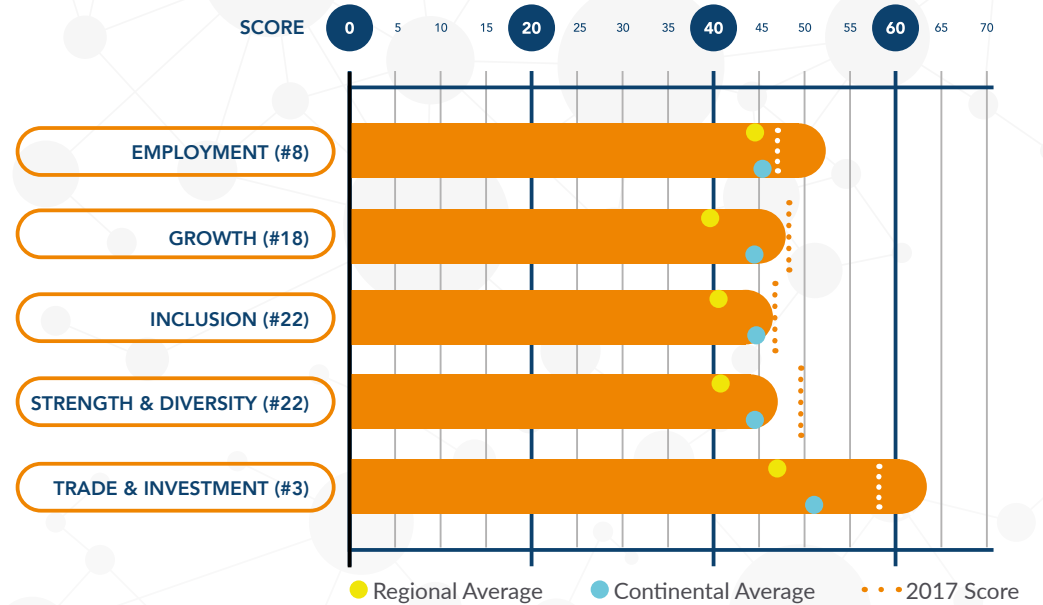


## ECONOMICS OVERVIEW

The financial sector is an important part of the economy and an expanding one to service the tourism sector. With local financial institutions well-regulated and trustworthy, government has positioned the country as a financial hub, servicing Chinese, Indian and South African investors in particular. Investment in the banking sector has surpassed US\$ 1 billion. Economic stability and government's sound fiscal policies provide the foundation of confidence that has drawn such investment. The consistency of GDP growth reflects government's steady economic management, running at 3.6% in 2014 and then at 3.5% in both 2015 and 2016. The financial institutions will have more domestic customers as wealthy individuals drawn to the islands' charms build second

homes in Mauritius. Construction is one of the country's thriving sectors and employs 30% of the workforce, compared to just 4% of Mauritians who work in agriculture. Led by the financial sector, services constitute an overwhelming 74% of GDP, affirming the wisdom of government's strategy to make Mauritius an offshore financial centre that is enabled by today's instantaneous electronic communications. A larger percentage of Mauritians use the internet (50.2%) than most other populations in Africa. Mauritius telephone system is described as good, which is a rarity for Africa, and landline ownership is also high for Africa, with 28 out of 100 people possessing landline phones. Mobile phone use finds 132 subscriptions per 100 people, meaning many people have

## ECONOMIC SCORES & RANKINGS



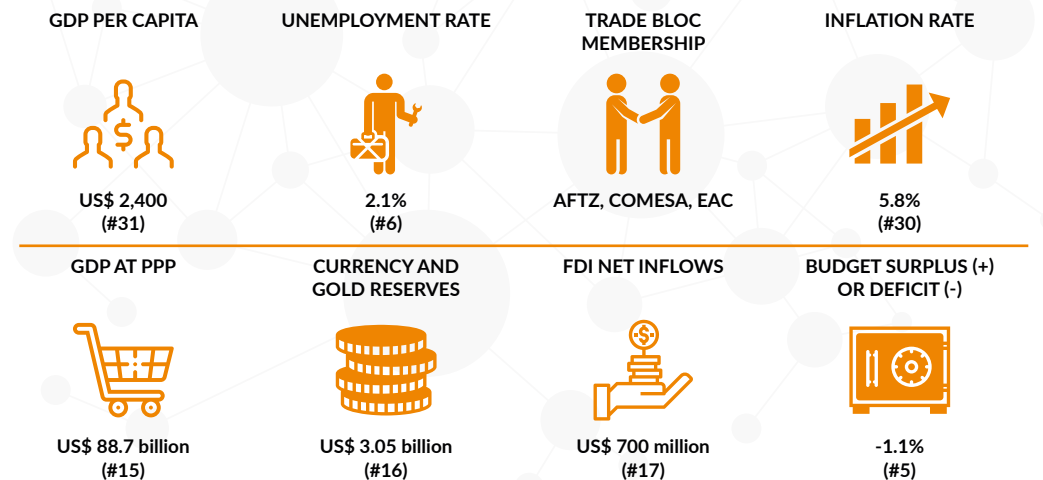
## ECONOMIC DATA COMMENTARY

Uganda data availability  
**97.44%**

| REGIONAL AVERAGE | AFRICAN AVERAGE | CONTINENTAL RANK |
|------------------|-----------------|------------------|
| 69.37%           | 77.78%          | #11              |

Mauritius attains more positive results in the Economics quadrant, as their score of 59.21 achieves one of their three first-place quadrant placements. This result is boosted by four of the five segments being placed at the apex of continental results, Growth, Inclusion, Strength & Diversity and Trade & Investment. The only segment to not achieve this position is Employment, ranked in third, which correlates with the small and relatively underdeveloped workforce present in the nation.

## ECONOMICS STATISTICS



# UGANDA POLITICAL ANALYSIS

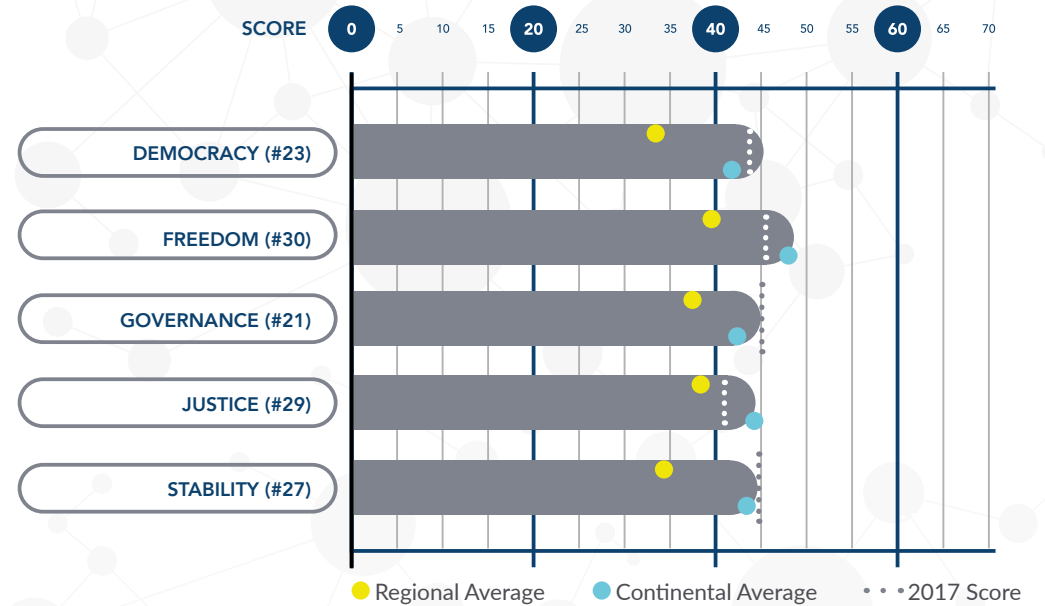


## POLITICAL OVERVIEW

The financial sector is an important part of the economy and an expanding one to service the tourism sector. With local financial institutions well-regulated and trustworthy, government has positioned the country as a financial hub, servicing Chinese, Indian and South African investors in particular. Investment in the banking sector has surpassed US\$ 1 billion. Economic stability and government's sound fiscal policies provide the foundation of confidence that has drawn such investment. The consistency of GDP growth reflects government's steady economic management, running at 3.6% in 2014 and then at 3.5% in both 2015 and 2016. The financial institutions will have more domestic customers as wealthy individuals drawn to the islands' charms build second

homes in Mauritius. Construction is one of the country's thriving sectors and employs 30% of the workforce, compared to just 4% of Mauritians who work in agriculture. Led by the financial sector, services constitute an overwhelming 74% of GDP, affirming the wisdom of government's strategy to make Mauritius an offshore financial centre that is enabled by today's instantaneous electronic communications. A larger percentage of Mauritius use the internet (50.2%) than most other populations in Africa. Mauritius telephone system is described as good, which is a rarity for Africa, and landline ownership is also high for Africa, with 28 out of 100 people possessing landline phones. Mobile phone use finds 132 subscriptions per 100 people, meaning many people have

## POLITICAL SCORES & RANKINGS



## POLITICAL DATA COMMENTARY

|  |  |  |  |
|--|--|--|--|
| <p>Uganda data availability<br/>98.58%</p> | <p><b>REGIONAL AVERAGE</b><br/>74.88%</p>  | <p><b>AFRICAN AVERAGE</b><br/>82.86%</p> | <p><b>CONTINENTAL RANK</b><br/>#12</p> |
|  | <p>Mauritius attains more positive results in the Economics quadrant, as their score of 59.21 achieves one of their three first-place quadrant placements. This result is boosted by four of the five segments being placed at the apex of continental results, Growth, Inclusion, Strength &amp; Diversity and Trade &amp; Investment. The only segment to not achieve this position is Employment, ranked in third, which correlates with the small and relatively underdeveloped workforce present in the nation.</p> |  |  |

## POLITICAL STATISTICS

|  |  |  |   |
|--|--|--|---|
| <p><b>NUMBER OF POLITICAL PARTIES</b></p> <p>6 (#39)</p> | <p><b>MILITARY EXP AS % OF GDP</b></p> <p>1.8% (#18)</p>                         | <p><b>REFUGEE INFLOW</b></p> <p>1,447,426 (#32)</p>  | <p><b>NUMBER OF RIGHTS</b></p> <p>70 (#6)</p>         |
| <p><b>DATE OF INDEPENDENCE</b></p> <p>09/10/1962</p>     | <p><b>NET OFFICIAL DEVELOPMENT ASSISTANCE</b></p> <p>US\$ 1,757 million (#8)</p> | <p><b>WOMEN IN PARLIAMENT</b></p> <p>34.3% (#10)</p> | <p><b>CAPITAL PUNISHMENT</b></p> <p>Special Cases</p> |

# UGANDA SOCIETAL ANALYSIS

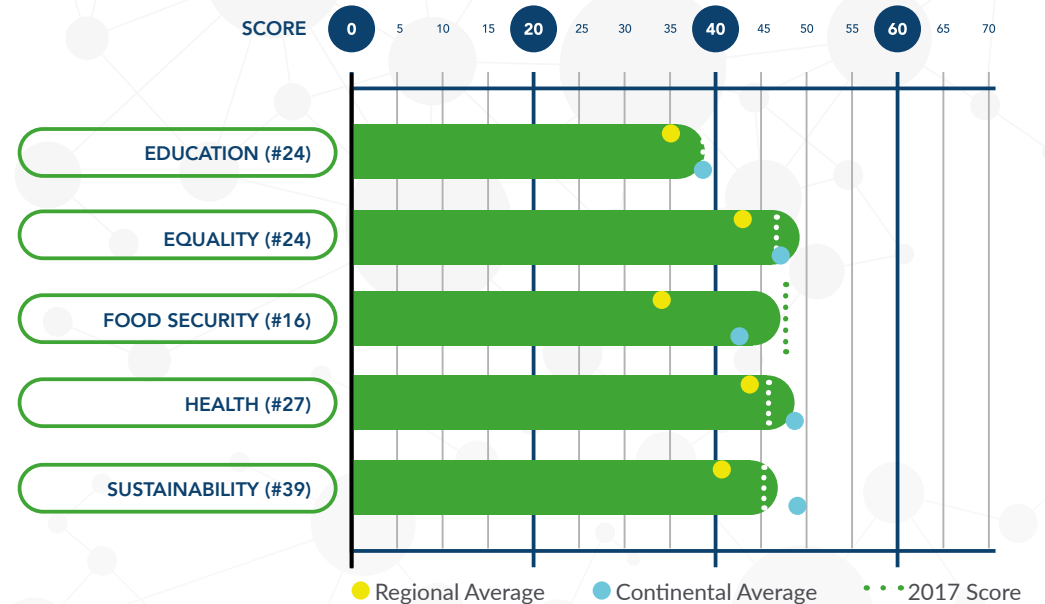


## SOCIETAL OVERVIEW

The financial sector is an important part of the economy and an expanding one to service the tourism sector. With local financial institutions well-regulated and trustworthy, government has positioned the country as a financial hub, servicing Chinese, Indian and South African investors in particular. Investment in the banking sector has surpassed US\$ 1 billion. Economic stability and government's sound fiscal policies provide the foundation of confidence that has drawn such investment. The consistency of GDP growth reflects government's steady economic management, running at 3.6% in 2014 and then at 3.5% in both 2015 and 2016. The financial institutions will have more domestic customers as wealthy individuals drawn to the islands' charms build second

homes in Mauritius. Construction is one of the country's thriving sectors and employs 30% of the workforce, compared to just 4% of Mauritians who work in agriculture. Led by the financial sector, services constitute an overwhelming 74% of GDP, affirming the wisdom of government's strategy to make Mauritius an offshore financial centre that is enabled by today's instantaneous electronic communications. A larger percentage of Mauritians use the internet (50.2%) than most other populations in Africa. Mauritius telephone system is described as good, which is a rarity for Africa, and landline ownership is also high for Africa, with 28 out of 100 people possessing landline phones. Mobile phone use finds 132 subscriptions per 100 people, meaning many people have

## SOCIETAL SCORES & RANKINGS



## SOCIETAL DATA COMMENTARY

|   |  |  |  |
|---|--|--|--|
| <p>Uganda data availability<br/><b>92.86%</b></p> | <p><b>REGIONAL AVERAGE</b><br/>63.78%</p>  | <p><b>AFRICAN AVERAGE</b><br/>75.28%</p> | <p><b>CONTINENTAL RANK</b><br/>#15</p> |
|   | <p>Mauritius attains more positive results in the Economics quadrant, as their score of 59.21 achieves one of their three first-place quadrant placements. This result is boosted by four of the five segments being placed at the apex of continental results, Growth, Inclusion, Strength &amp; Diversity and Trade &amp; Investment. The only segment to not achieve this position is Employment, ranked in third, which correlates with the small and relatively underdeveloped workforce present in the nation.</p> |  |  |

## SOCIETAL STATISTICS

|  |   |   |  |
|--|---|---|--|
| <p><b>POPULATION SIZE AND GROWTH RATE</b></p> <p>39,570,125 at 3.2% p.a (#9)</p> | <p><b>LIFE EXPECTANCY</b></p> <p>55.9 (#10)</p>               | <p><b>HIV PREVALENCE</b></p> <p>6.50% (#41)</p>                           | <p><b>SEXUALITY TOLERANCE</b></p> <p>Illegal</p>       |
| <p><b>ACCESS TO DRINKING WATER</b></p> <p>79% (#22)</p>                          | <p><b>HEALTH EXPENDITURE (% OF GDP)</b></p> <p>7.3% (#12)</p> | <p><b>PRIMARY EDUCATION EXPENDITURE (% OF GDP)</b></p> <p>59.16% (#3)</p> | <p><b>SOCIAL MEDIA PENETRATION</b></p> <p>6% (#36)</p> |

---

# CONTACT

---

# IN ON AFRICA

**PHONE:** + (27) 11 027 4027

**EMAIL:** [info@inonafrika.com](mailto:info@inonafrika.com)

**WEB:** [www.inonafrika.com](http://www.inonafrika.com)

**ADDRESS:** 6 The Vines Place,  
Fairland, 2030  
Johannesburg, South Africa

 [@inonafrika](https://twitter.com/inonafrika)  [In On Africa](https://www.facebook.com/inonafrika)  [In On Africa](https://www.linkedin.com/company/inonafrika)

This IOA publication is released to the public with the understanding that it is not intended to provide implicit legal, accounting, investment or other professional advice. The information, research and opinions provided are collated and formulated by In On Africa (IOA) from its associates' understanding and knowledge of issues dealt with, as well as from a variety of open sources. Whilst IOA believes that the information and opinions contained herein are reliable, it does not make any warranties, express or implied, and assumes no liability for reliance on or use of the information or opinions contained herein. Furthermore, IOA indemnifies itself from unforeseen errors due to certain sources being gathered from third parties.

© IN ON AFRICA (PTY) LTD 2019